

Class 1M Year 1

PE days – Tuesday and
Thursday

Unlocking the learning

Unlocking the learning at home - It is really important that children have the opportunity to use what they learn in school at home.

Get reading - Collect some 'Amazing Animal Facts' about fish, amphibians, reptiles, birds and mammals and write down the most interesting facts.

Get exploring - Locate on a world map or globe where all your favourite animals come from in the world.

Get creating - Follow instructions to make a bird feeder for your outdoor area. Then watch out for bird visitors. ?

Mathematics: We will be covering...

In Maths we will be building and securing our knowledge of number up to 100 using objects and pictorial representations including the number line, and using the language of: equal to, more than, less than (fewer), most, least.

The children will also know doubles to double 10 and their corresponding halves as well as recognise odd and even numbers.

During the term we will read, write and interpret mathematical statements involving addition, subtraction and equals signs within 20. We will add and subtract one-digit and two-digit numbers to 20, including zero.

Paws, Claws and Whiskers



Topic: We will be covering...

In Class 1M the children will be focusing on the topic 'Paws, Claws and Whiskers'.

During Science we will be identifying whether an animal is a carnivore, herbivore or omnivore and labelling basic parts of the human body including those related to the senses.

This half term we will be making and creating lots of pictures and models of animals through a range of techniques such as collages, models and pictures.

In P.E. we will be looking at and creating our own animal dance sequences.

Please ensure:

Your child has their PE kit in school - it is important for children to take part in PE for 2 hours every week. We have PE on Tuesday and Thursday. If they do not have their PE kit then your child will receive a letter asking you to provide them with suitable clothing.

Your child reads at home daily - please keep up the good work with reading at home as it helps develop imagination for writing, underpins Phonics and helps with spelling. Thank you for your support and we hope to have a great term with you all.

English: We will be covering...

During English this half term we will begin to write in different forms such as stories, lists and captions using story language. The children will sequence several events in order joining their ideas with 'and'. We will also be developing our sentence writing by composing a sentence orally before writing it, re-reading our own work and, with support, recognise if it makes sense and discuss what they have written with the teacher or other pupils.

DURING THIS TOPIC WE WILL BE LOOKING AT A RANGE OF ANIMALS, IF YOU HAVE ANY PETS OR INTERESTING ANIMALS WITHIN YOUR FAMILY WHICH YOUR CHILD MIGHT LIKE TO SHOW THEIR CLASS PLEASE CONTACT THE CLASS TEACHER TO DISCUSS THE MATTER FURTHER.

Key Stage 1 Home Learning Projects

1B and 1M

The children in Key Stage One will be taking part in 'Creative Homework Projects' that we would like them to complete over the coming weeks. The projects follow our current theme of **Paws, Claws and Whiskers** and will allow the children to extend their understanding of the subject, demonstrate their creative talents and share their findings with the rest of the class.

Your child should choose at least one task. Your child is likely to require support from you to complete the tasks and we hope that you enjoy working on them together. All work produced will be displayed in the classroom, entrance halls or display boards around school. We will also be sharing the work in key stage one assemblies.




We look forward to seeing the results and would like the children to bring their completed projects into school the week beginning 14th March 2016 so that they can share and celebrate each other's talents before the end of the term.

Thank you for your support.

Miss Brown and Mrs Partridge

Mrs Mercer and Mrs O'Brien

Paws, Claws and Whiskers

 <p>Writing Project Options</p>	<p>Visit your local library to find stories, poems and non-fiction books. Choose your favourite and draw a picture to show what it is about.</p>	<p>Make a scrapbook all about your pet or a pet belonging to someone you know. What is the pet's name? What type and breed of animal is it? You could add photographs and information about interesting things they do.</p>	<p>Find out the names of animals in a language of your choice. Make a mini book, showing the animals and their names in your chosen language.</p>
 <p>Research Project Options</p>	<p>Find out about your family's and friends different pets. You could record the results in a block graph and highlight which pet is the most popular.</p>	<p>Find out about unusual pets using non-fiction books and the web. Download a picture of the most interesting pet and write its name, what it eats and how to take care of it.</p>	<p>Watch documentary footage of animals in the wild. Try making a mini 'wildlife' documentary about your own pet. Don't forget to add a voice over!</p>
 <p>Creative Project</p>	<p>Choose an endangered animal to draw or paint. Find out where it lives and why is it</p>	<p>Make an animal mask or hat using junk materials and bring it in to show all your friends.</p>	<p>Draw or paint the camouflage markings of a range of animals such as leopards, giraffes or tigers. Why does each</p>